



EKF-140 TECHNICAL SPECIFICATIONS

GENERATOR SET		
MODEL	EKF-140	
STAND BY POWER	kVA	140
	kW	112
	A	202
PRIME POWER	kVA	127
	kW	102
	A	183

STAND-BY POWER: This is the power to operate for a limited time under variable load. It is used as backup power in case of mains power outages. Overloading is not permitted.


PRIME POWER: Continuous operating power under variable load. According to ISO 3046, a 10% overload is permitted in 12 hours of operation.

DIESEL ENGINE

BRAND	KOFO	
Model	4RT55-110D(E)	
Motor Gücü-Stand By kW	121	
Motor Power - Prime kW	110	
Engine Speed (rpm)	1500	
Number of Cylinders - Regulation	4-ROW	
Cylinder Volume (liters)	6,49	
Diameter x Stroke (mm)	105 x 125	
Compression Ratio	15;1	
Governor Tipi	MECHANICAL	
Air Intake System	TURBO-INT	
Spray System	DIRECT	
Cooling System	WATER-COOLED	
Engine Oil Capacity (liters)	19	
Coolant Capacity (liters)	40	
Fuel Tank Capacity (liters)	140	
Fuel Consumption (lt/kWh)	220	
Fuel Consumption (liters/hour)	%100	25,3
	%75	19,0
	%50	12,7

ALTERNATOR

Output Voltage (V)	400/230
Power factor	0,8
Number of Poles	4
Frequency (Hz)	50
Voltage Regulation	±%0,5
Connection Type	STAR



Water Cooled



Easy Maintenance



Control System



3Faz



Fuel Level Sensor

Modular Soundproof
Cabin

50Hz



Diesel

GALVANIZED CABINET

Our cabins are manufactured from 1.5 mm thick galvanized sheet metal.

Galvanized steel is more expensive than black steel cabins, but it does not rust and is much more resistant to external environmental conditions.

LARGE AND CLEANABLE FUEL TANK

Cleanable steel fuel tanks suitable for all kVA ratings are preferred. Plastic or rigid tanks can lead to sediment buildup and fuel problems over time.

It does not cause sediment or fuel problems with long-term use.

Steel fuel tanks with a minimum fuel capacity of 8 hours are used.

ROBUST CHASSIS & VIBRATION DAMPENING

Our chassis are 4 mm thick and heavy-duty. This construction reduces vibration and extends the life of the engine and alternator.

Vibration dampers are standard on all our generators and are not an optional extra.

ELECTRICAL INFRASTRUCTURE & CONTROL SYSTEM

Each generator is equipped with 9 fuses for detailed and secure protection. A domestically produced, world-renowned DATAKOM Control Panel is used.

In this way:

- There will be no spare parts issues.
- Technical support is fast.
- It remains relevant for many years.

STANDARD EQUIPMENT

- ✓ Water level sensor,
- ✓ Temperature sensor,
- ✓ Oil pressure sensor,
- ✓ Mechanical + electronic float valve,
- ✓ External fuel filling,
- ✓ Vacuum door locks,
- ✓ Door system that stays fixed when doors are opened,
- ✓ Chassis vibration dampers,
- ✓ Battery, oil, antifreeze and muffler.



Designed for continuous and standby use in harsh environmental conditions.
It offers high reliability, durability, and conforms to international standards.




CONTROL PANEL SPECIFICATIONS / DATACOM D-300 Mk3

Generator Control and AMF Panel

The Datakom D-300 series control unit is an advanced microprocessor-based generator control unit developed for the automatic control, monitoring, and protection of diesel and gas generator sets. It offers a solution compliant with industrial standards in AMF and ATS applications.

Basic Functions

- AMF (Automatic Mains Failure) kontrolü
- ATS (Grid/Generator Transfer) control
- Automatic / Manual / Test operating modes
- Remote operation feature
- Load shedding and dummy load control
- Multiple timer parameters



Electrical Measurements

- Generator phase-to-phase and phase-to-neutral voltages
- Mains voltage measurement
- Phase currents (3 phase)
- Frequency (Hz)
- Active power (kW)
- Apparent power (kVA)
- Reactive power (kVAR)
- Power factor (cosφ)
- Energy meters (kWh, kVArh)
- 4-quartile energy measurement

Engine Parameter Monitoring

- Oil pressure
- Engine temperature
- Battery voltage
- Fuel level (with optional sensor)
- Engine operating hours

Protective Functions

- Over/under voltage protection
- Over/under frequency protection
- Overcurrent and overload protection
- Reverse power protection
- Phase sequence and phase imbalance protection.
- Low oil pressure
- High engine temperature
- Battery failure and charging error.

Communication Features

- USB
- RS-232 / RS-485 ports
- Modbus RTU support
- Modbus TCP/IP (optional)
- GSM/GPRS modem support (optional)
- Remote monitoring and SCADA integration

User Interface

- 128x64 graphic LCD screen
- Multilingual support
- Parameter adjustment via the front panel.
- 400+ event logs
- Encrypted access levels


General Technical Specifications

- Microprocessor-controlled architecture
- 12/24 VDC system compatibility.
- IP65 front panel protection (sealed mounting)
- Design in accordance with IEC and related generator control standards.

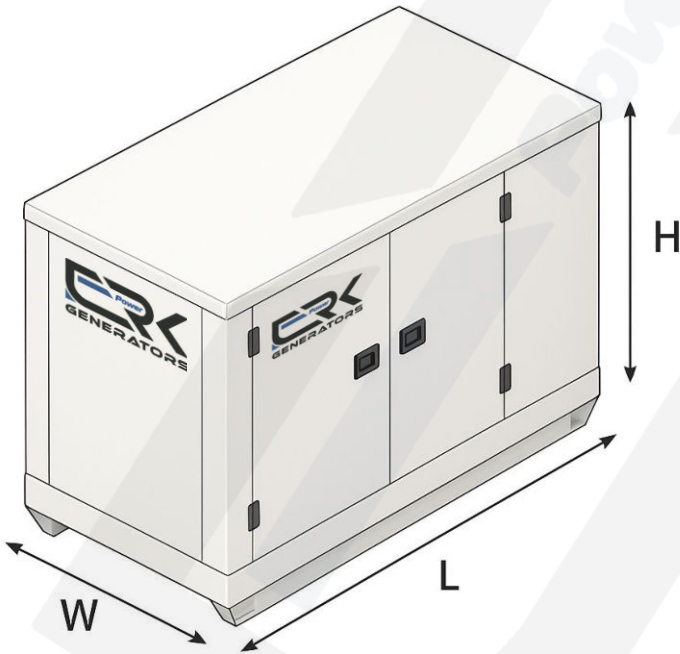


Datakom D-300 control units, used in Erk Power generator systems, are designed to provide high reliability and stable performance in industrial operating conditions.

DIMENSIONS - WEIGHT



CABINETLESS GENERATOR DIMENSIONS		
Length (L)	mm	2400
Width (W)	mm	1050
Height (H)	mm	1350
Weight	kg	1279
Fuel Tank Capacity	L	140



CABINET GENERATOR DIMENSIONS		
Length (L)	mm	2400
Width (W)	mm	1050
Height (H)	mm	1550
Weight	kg	1497
Fuel Tank Capacity	L	140

Please contact us for more detailed information.



Saray Neighborhood, Gıdacılar Street
No:7/B Kahramankazan/ANKARA



+90 (312) 394 43 75



www.erk-power.com



info@erk-power.com



www.erk-power.com



E-mail: info@erk-power.com